

# **LED 960 RGBW Strobe/Wash Panel 8x8**

Item Number: LL960S

## **USER MANUAL**



This user manual includes important information for installation and operation. Please read this user manual carefully to install, operate, and maintain the lighting safely and correctly. A verified technician should do the installation and operation.

Please carefully check for any damages caused by transportation.

Before delivery, this device has passed strict quality control and inspection. Please follow the user manual for proper operation. If this fixture is damaged due to operation error or disregard of this manual, the fixture will be out of warranty, and the manufacturer or dealer will not be held responsible.

### **Installation:**

Ensure the fixture is powered off before installation or maintenance. Keep the fixture at least 1.5ft. away from any combustible material, as it is not suitable for direct installation on these surfaces.

The applicable temperature for this fixture is between -13°F to 113°F. Do not use the fixture under or above this temperature range.

The truss used for hanging this fixture must be able to hold 10 times the weight of this fixture without deformation one hour after installation. Do not stand directly under the fixture while installing, uninstalling or adjusting the fixture.

We advise that an electrician confirms the safety of the electrical data prior to installation. Power off the fixture before installation or maintenance. Before operating, ensure that the voltage and frequency of power supply match the power requirements of the unit.

**Rigging:**

Fix the clamp on truss.

Pull the safety rope through the holes on the bottom of the base and fasten it on the truss or other fixing point.

**Product Specifications:**

Voltage: 100-240V, 50/60HZ

Power Socket: PowerCon in/out

Power Consumption: 240W

Average lifespan: 50,000 hours

DMX Channel: 4/11/32/39 CH

LED: 864pcs SMD5050 RGB LED + 96pcs White SMD5050 LED

Features: 8-Segment + Wash + Flashing

Control Mode: DMX512/Master-slave/Auto/Sound/Music

Strobe: 1-30Hz or random strobe

Dimming: 0% - 100%

DMX Connector: 3-pin XLR input/output

IP Rating: IP20

Working temperature: 14° - 113°F

Net Weight: 8.38 lbs.

Dimensions: 18 x 3.5 x 10 in. (Width x Depth x Height)

**Display Menu:**

*MENU* Key: Press to confirm selected functions.

*UP* Key: Press to increase parameters.

*DOWN* Key: Press to decrease parameters.

*ENTER* Key: Press to confirm the selected functions.

After powering on, press the *menu* button and the menu function table will appear in sequence. The *up* or *down* button will modify the function parameters, and the *enter* button will save the current functions and parameters. Includes power-off memory after saving.

**Menu Function Table:**

A001	A512	Modify the address code (A001 - A512) up or down, and save with the enter key. The default is A001.
CH03	CH39	Switch between CH04, CH11, CH32 and CH39 channels up or down, and enter key to save, default CH11.
M000	M083	Modify the 84 kinds of built-in RGB LED effects (M000 - M083), and enter to save.
S000	S255	Modify the operating speed of built-in RGB LED effects (S000 - S255), and enter to save.
M000	M040	Modify the 41 kinds of built-in White LED effects (M000~M040), and enter to save.
S000	S255	Modify the operating speed of built-in White LED effects (S000~S255), and enter to save.
Soud	Soud	Sound control mode
R255	R000	Modify the brightness of RED up or down (R000 - R255), and save with the enter key. The default is R255.
G255	G000	Modify the brightness of GREEN up or down (R000 - R255), and save with the enter key. The default is G255.
B255	B000	Modify the brightness of BLUE up or down (R000 - R255), and save with the enter key. The default is B255.
W255	W000	Modify the brightness of White up or down (W000 - W255), and save with the enter key. The default is W255.
T000		Display temperature. For example, T045 means that the current fixture temperature is 45°C. If 10K thermistor is not installed, T000 is displayed.

**Primary / Secondary Control:**

Two or more of the same lights are connected with DMX three-core signal line. The light is set to any address code A001 - A512. Any one of these codes can be set as the primary, and the other lamps are secondary. All secondaries will synchronize gradually, pulse change, jump, sound control, and auto effects.

Only one host can be set for a group of lights. If there are more than one host, all lamps will flash randomly and out of sync.

All lights can be the primary/secondary mode when the DMX512 console is turned off.

**Factory setting:**

When any address code is A001 - A512, press the menu button for 3 seconds to enter the factory setting. Factory settings are mainly the functions of each output power of the lamp, fan setting mode, setting temperature protection point and sending parameters. Any mode in the factory setting can be exited by pressing the menu button for 3 seconds.

*Factory Setting Table*

R255	➡	R032	Modify the RED (R032-R255) up or down, confirm to save. The default is R200.
G255	➡	G032	Modify the GREEN (G032-G255) up or down, confirm to save. The default is G200.
B255	➡	B032	Modify the BLUE (b032-B255) up or down, confirm to save. The default is B200.
W255	➡	W032	Modify the WHITE (W032-W255) up or down, confirm to save. The default is W200.
FAN0	➡	FAN1	Fan setting: FAN0 lamp bead lights up to start the fan, FAN1 reaches the set temperature protection point to start the fan, confirm to save.
T040	➡	T105	Set the temperature protection point, modify the parameter up or down (40°C - 105°C), confirm to save, the default is T060.

Send	➡	Send	Send the factory setting parameters of the machine up or down to all other lights connected in parallel with the three-core signal line. Confirm sending the parameters and press the menu button for 3 seconds to exit. If the parameters are denied, press the enter button to cancel the sending.
------	---	------	--

## DMX512 Channel

### *4 Channel Mode*




	Value	Function
1	000-255	Red linear dimming
2	000-255	Green linear dimming
3	000-255	Blue linear dimming
4	000-255	White linear dimming

### *11 Channel Mode*

Channel	Value	Function
1	000-255	General Dimming
2	000-255	RGB Strobe
3	000-255	RGB Mode: 84 effects Mode, including R/G/B/RG/RB/GB/RGB single color, full color, one-segment, two-segment, racing, flowing, refresh, stacking. From 003 to 255, every 3 values show an effect mode.
4	000-255	RGB Mode speed
5	000-255	Red linear dimming
6	000-255	Green linear dimming
7	000-255	Blue linear dimming
8	000-255	W Strobe




9	000-255	W Mode: 41 effects mode, including White color, 1-segment, 2-segment, 3-segment, 4-segment, racing, flowing, refresh, stacking. From 006 to 255, every 6 values show an effect mode.
10	000-255	W Mode speed
11	000-255	White linear dimming

### 32 Channel Mode

Channel	value	Function
1	000-255	R segment-1 linear dimming
2	000-255	G segment-1 linear dimming
3	000-255	B segment-1 linear dimming
4	000-255	R segment-2 linear dimming
5	000-255	G segment-2 linear dimming
6	000-255	B segment-2 linear dimming
		
22	000-255	R segment-8 linear dimming
23	000-255	G segment-8 linear dimming
24	000-255	B segment-8 linear dimming
25	000-255	W segment-1 linear dimming
26	000-255	W segment-2 linear dimming
27	000-255	W segment-3 linear dimming
28	000-255	W segment-4 linear dimming
29	000-255	W segment-5 linear dimming
30	000-255	W segment-6 linear dimming
31	000-255	W segment-7 linear dimming
32	000-255	W segment-8 linear dimming

### 39 Channel Mode

Channel	value	Function
1	000-255	General Dimming
2	000-255	RGB Strobe
3	000-255	RGB Mode: 84 effects Mode, including R/G/B/RG/RB/GB/RGB single color, full color, one -segment, two-segment, racing, flowing, refresh, stacking. From 003 to 255, every 3 values show an effect mode.

4	000-255	RGB Mode speed
5	000-255	R segment-1 linear dimming
6	000-255	G segment-1 linear dimming
7	000-255	B segment-1 linear dimming
		
26	000-255	R segment-8 linear dimming
27	000-255	G segment-8 linear dimming
28	000-255	B segment-8 linear dimming
29	000-255	W Strobe
30	000-255	W Mode: 41 effects Mode, including White color, 1-segment, 2-segment, 3-segment, 4-segment, racing, flowing, refresh, stacking From 006 to 255, every 6 values show an effect mode.
31	000-255	W Mode speed
32	000-255	W segment-1 linear dimming
33	000-255	W segment-2 linear dimming
34	000-255	W segment-3 linear dimming
35	000-255	W segment-4 linear dimming
36	000-255	W segment-5 linear dimming
37	000-255	W segment-6 linear dimming
38	000-255	W segment-7 linear dimming
39	000-255	W segment-8 linear dimming

#### Symbol Instruction on Fixture:



CE certificate



RoHS certificate